

Atlanta Public Schools School Capacity/Utilization Study 2011

SRT 1 and SRT 4 (Northwest Cluster)

Community Meeting:

Tuesday, January 31, 2012

Young Middle School

***NOTE:** This presentation contains added explanatory notes and minor technical corrections to the original version that was presented on 1/31/2012.

Tonight's Agenda

- Consultant Presentation – 18 slides including maps
 - Overview of Revised Options A and B
 - Key elements of and differences between the Options
 - How Options address capacity issues impacting SRT 1 and 4 NW
- Public Input Period
 - 90 minutes to receive and record public comment/questions
 - A written comment process will also be used - similar to the first round of meetings
- Consultants will remain after the public comment period to answer questions at the display maps

Phase I: Data Collection/Modeling



Phase II: Alternatives Analysis



Phase III: Implementation Strategies



Submit Report: to the Superintendent and brief the School Board on findings



Post Completion: Superintendent considers findings & makes recommendations to the School Board

Tonight presents the results of narrowing 4 Options down to 2 that will be presented to the Superintendent of Schools.

Public process continues after submission of our report.



Remaining Study Process

- Combine, analyze & report input from tonight's session & written comments - along with public input gathered in the prior phases
- We will consider that input to possibly refine the two implementation Options ...
 - No major changes will be made prior to submitting the report
- Calculate/report the financial impacts of the 2 Options
- Assemble all findings and prepare a draft report
 - Test any additional concepts, refinements or analysis Superintendent Davis may request before he makes his recommendations to the School Board
- APS undertakes its Public Process

Key SRT 1/SRT 4 NW Cluster Challenges

- The area has substantial existing excess capacity at the elementary grade levels currently
- Elementary enrollment should remain stable to mid-decade and then decline through 2021-22
- Middle and High schools remain relatively stable throughout the forecast
- Single gender academies are drawing students from traditional schools
- The locations of several school facilities are out of balance with the distribution of where students live
 - I-285 and I-20 are complicating factors in some areas

Specific School Impacts

If no action is taken....

Ten elementary and 3 middle schools are projected to remain below 60% occupied over the term of the forecast.

Seven schools are projected to remain below 400 total enrollment.

Forecasted Severe School Underutilization (<60% of Design Capacity)	Current 2011-12 Enrollment	Peak Forecast Enrollment	Planning Capacity	2011-22 Enrollment Change	Projected 2021 Utilization
Kennedy MS	306	302	924	(4)	28%
Herndon	225	238	704	13	29%
Miles	399	367	792	(32)	35%
Douglass HS	1,019	804	1,950	(215)	41%
Bethune	337	375	726	38	46%
Connally	484	474	880	(10)	47%
Perkerson	376	377	616	1	51%
Adamsville	374	371	660	(3)	52%
Finch	473	499	836	26	51%
Grove Park	377	326	638	(51)	51%
Harper Archer MS	540	508	968	(32)	52%
Sylvan MS	412	421	660	9	55%
Fain	409	401	616	(8)	56%

Recent/projected enrollment declines at Douglass HS are a major concern.

Input reflected in the Revised Options

- More than 8,200 comments and 800 e-mails were received and reviewed
 - A summary of comments is posted on the APS web site
- Comments overwhelmingly opposed change and favored the status quo for the respondents' own schools and neighborhoods
- Key data was reviewed, checked and updated
 - Existing school capacity estimates
 - New capacity that could be confirmed as being feasible
 - ***Other** capacity additions are still being evaluated by APS
- New/expanded “guiding principles” applied

Options Analysis Guidelines

- Superintendent developed 21 guidelines
- It is impossible to follow all 21 guidelines in all zones
- Some of the relevant guidance received:
 - Keep feeder concept intact
 - Minimize disruption to IB/magnet programs
 - Minimize impacts on areas recently redistricted
 - Recommend school consolidation/closures where forecasted enrollment does not support multiple schools
 - Consider primary (K-2/3-5) grade centers as a planning tool
- New/added guidelines defined the range of viable options to address SRT 1/4 enrollment challenges

Additions/Closures Impacting SRT 1-4

Options A & B

- New NAHS with 2,400 seats
- Existing NAHS becomes a new middle school with 1,600 seats
- Adamsville/Miles Grade Center
- Grove Park/Woodson Grade Center
- Perkerson receives Capitol View
- Towns and Fain consolidated into 1 building (to be determined)
- Bethune and Herndon consolidated into 1 building (to be determined)
- White consolidated into Grove Park/Woodson Primary Grade Center
- Kennedy MS closed

Option A Only

- Boyd consolidated into Grove Park/Woodson Primary Grade Center
- FL Stanton consolidated into Connally

Option B Only

- Build a new ES **west** of I-75 when/if capacity is needed (est. 2015 or 16)
- FL Stanton consolidated into Jones
- Boyd remains open
- Scott consolidated into Boyd

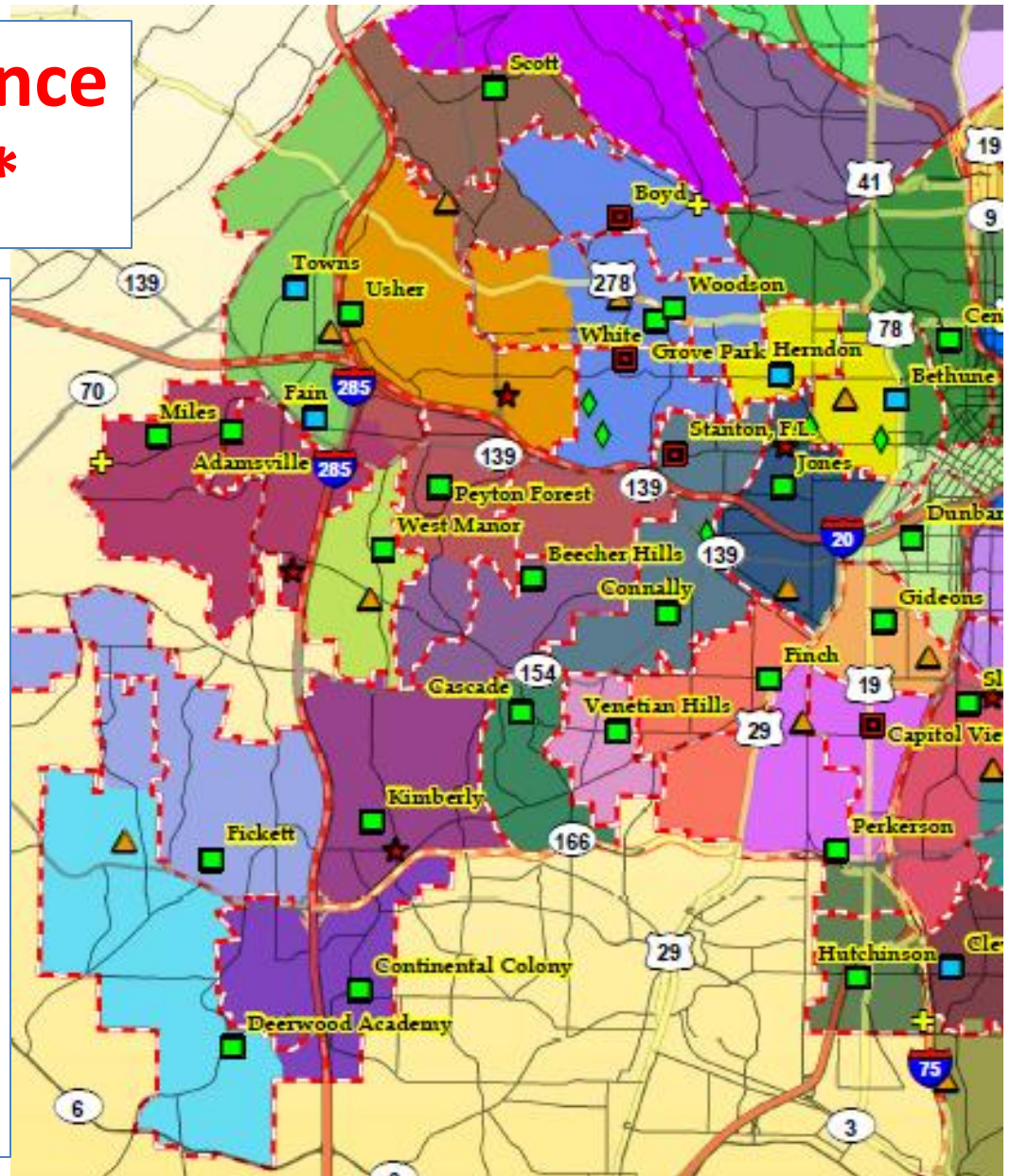
The primary differences between the 2 options are in the way attendance zones are drawn.

Additional Factors Impacting Options

- Attendance zone changes dependent on construction of additional capacity would not be implemented **until** that capacity is brought on line
- Other potential added capacity not included in Option A or B could be considered in later phases
 - Other capacity additions are being evaluated by APS but have not yet been verified for feasibility
- Locations for new schools will be dependent on site availability – selection of Option A or B will be determined by real estate factors to be evaluated
- Some components of A and B are interchangeable

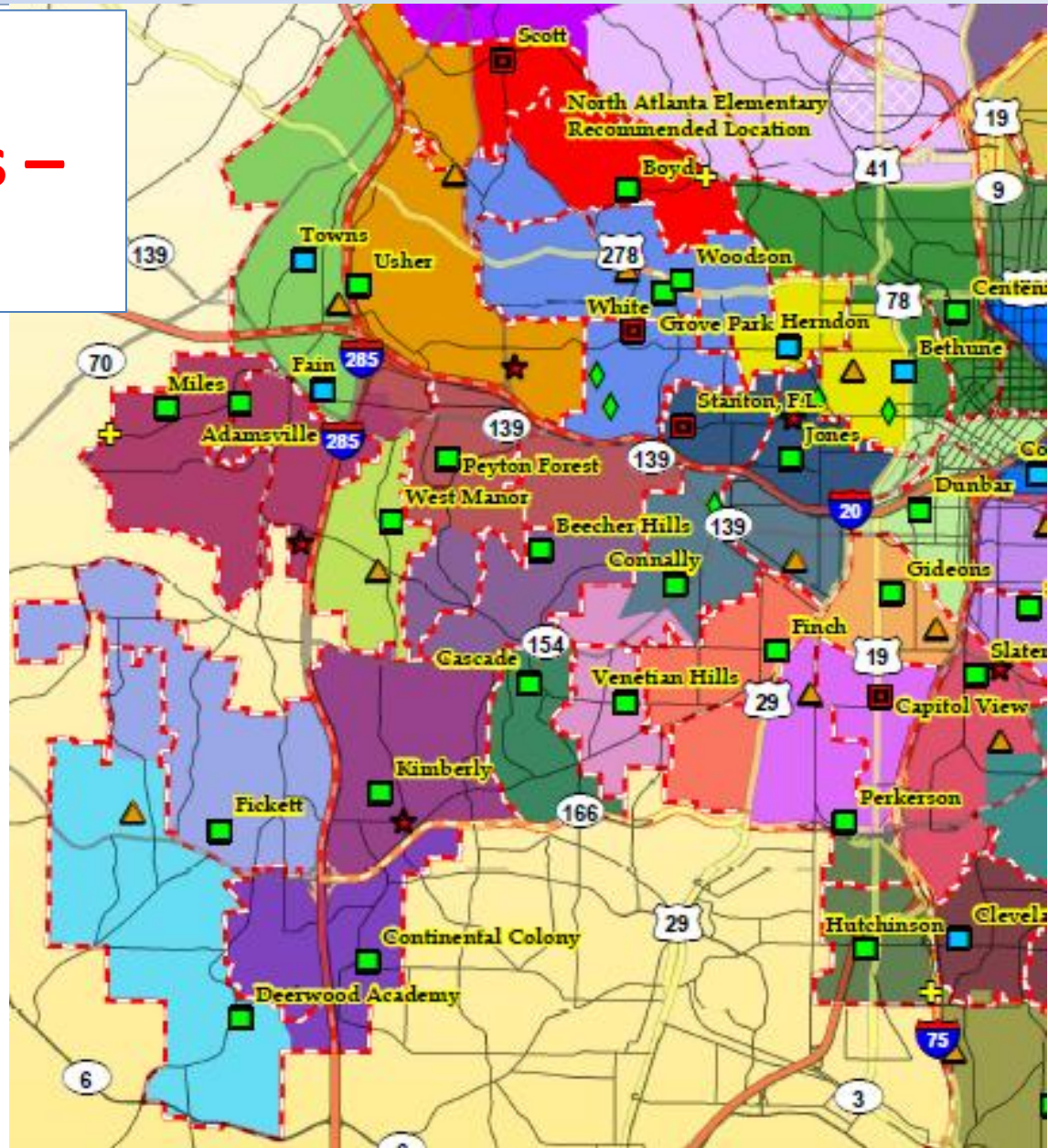
Elementary Attendance Zones – Option A*

***NOTE:** School closings identified on the following maps are possible, based solely on projected enrollment changes and available space at nearby schools to receive the affected students. NO judgments have been made concerning the academic performance of any school or other policy factors which are outside the scope of the demographic study.



Elementary Attendance Zones – Option B

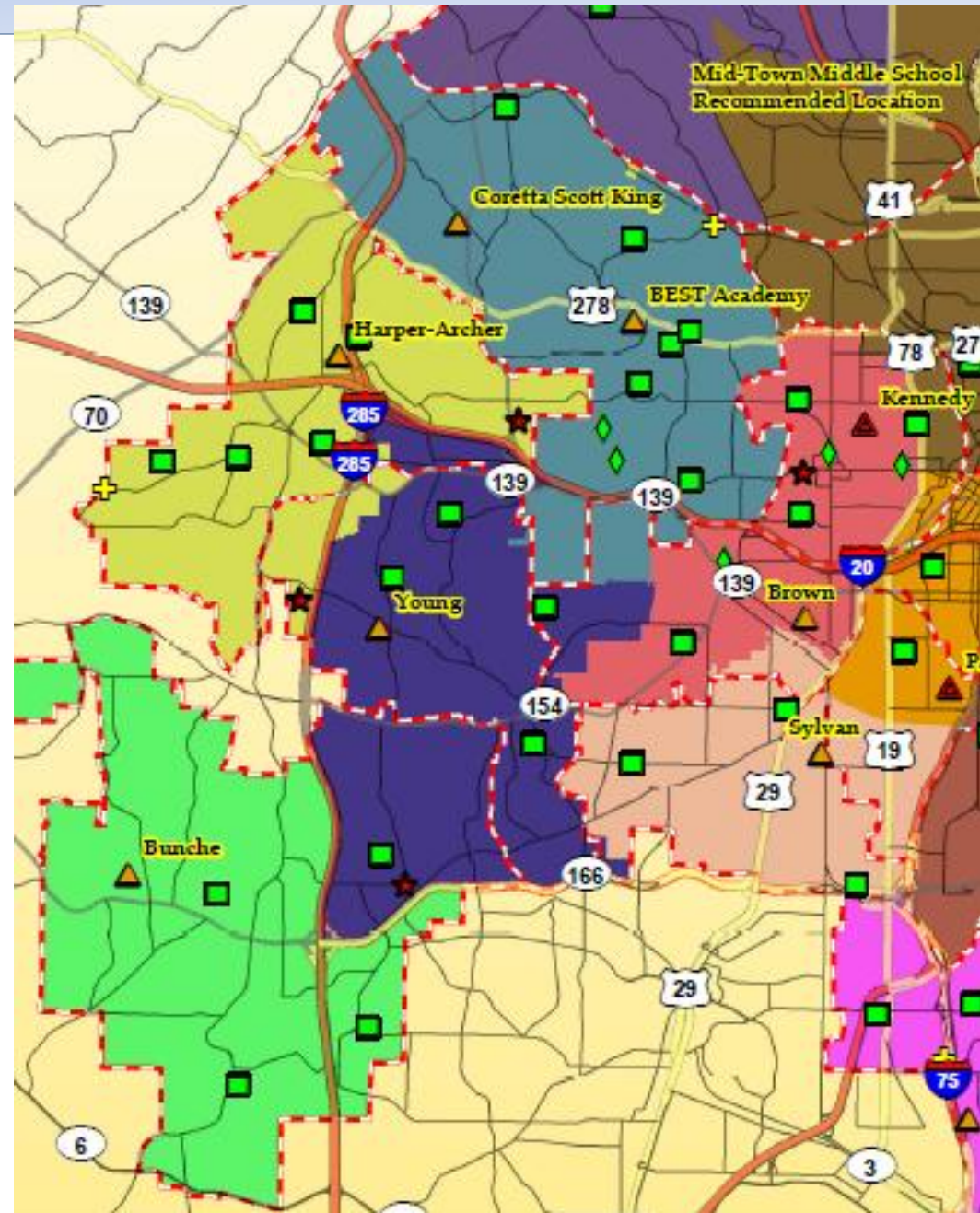
Options Maps



Middle School Feeder Zones – Option A

Options Maps

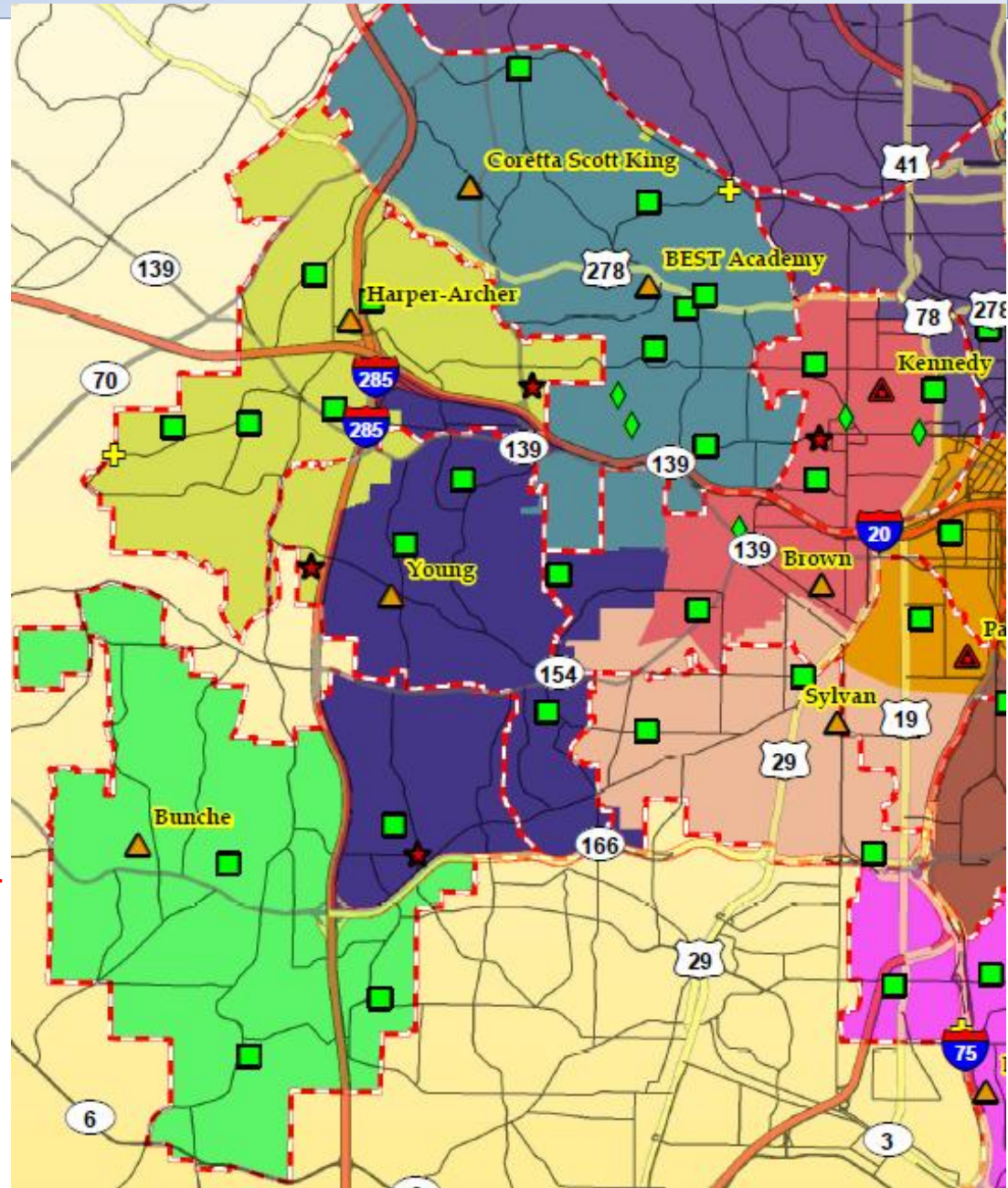
NOTE: Students in the CSK/BEST MS feeder zone who choose not to attend the single gender academies have the option of attending Harper-Archer MS



Middle School Feeder Zones – Option B

Options Maps

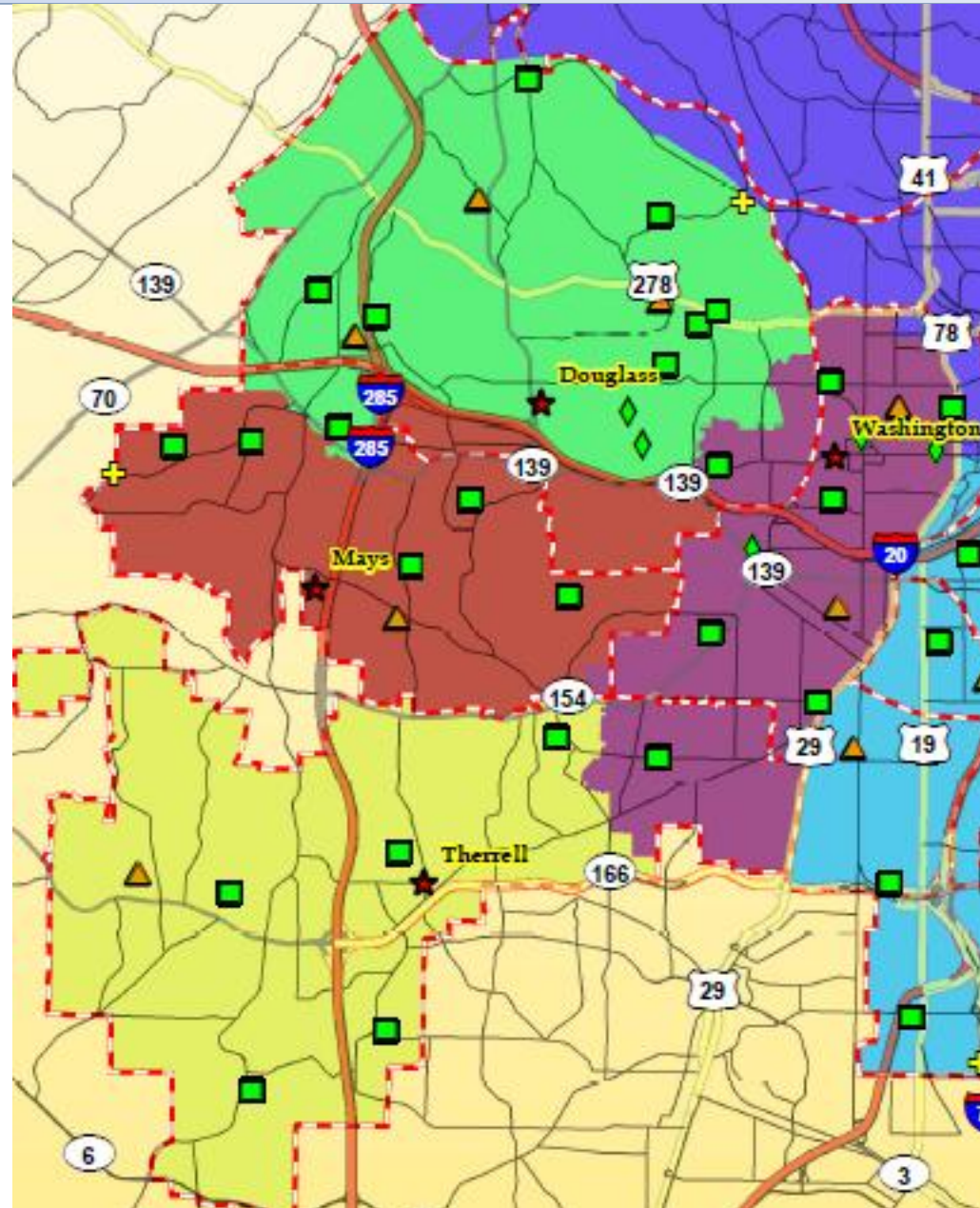
NOTE: Students in the CSK/BEST MS feeder zone who choose not to attend the single gender academies have the option of attending Harper-Archer MS



High School Feeder Zones – Option A

Options Maps

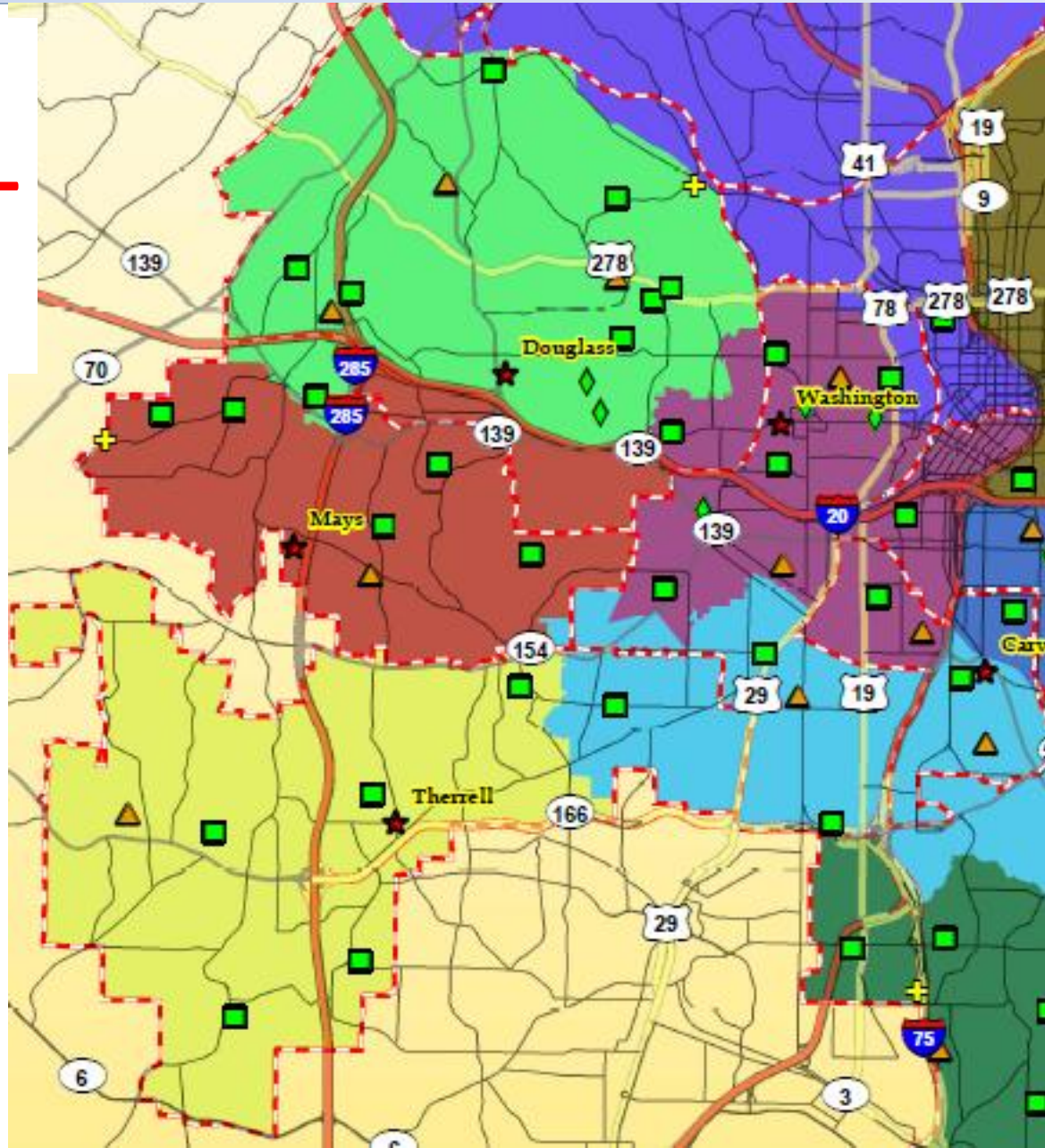
NOTE: The CSK/BEST HS feeder zone is not shown on this map but is assumed to be the same as the MS zone. Students who choose not to attend the single gender academies have the option of attending Douglass HS.



High School Feeder Zones – Option B

Options Maps

NOTE: The CSK/BEST HS feeder zone is not shown on this map but is assumed to be the same as the MS zone. Students who choose not to attend the single gender academies have the option of attending Douglass HS.



Study Process Moving Forward

- Copies of the updated maps, memos and the on-line version of the comment form are posted on the APS website
- A copy of this presentation will be posted early next week
- Three ways to record your feedback and comments
 - Fill out and turn in the form tonight
 - Return to your school for collection or mail it to the address on the form by the indicated deadline
 - Fill out the on line version
- Your comments will help Superintendent Davis to evaluate these Options and formulate his recommendations to the School Board

Tonight's Ground Rules

- Please identify yourself and the schools you are addressing
- We are here to record your comments and try to answer questions – NOT engage in a debate or defend our findings
 - You will be limited 2 minutes, PLEASE
- Try to ask questions or make comments that are of interest to the general audience - not your individual circumstance
 - We will be happy to answer specific questions at the maps after the formal meeting
- PLEASE don't repeat statements that have been made previously – comment forms are for that purpose
- Give people from all parts of the SRT a chance to speak.

Ground Rules (Continued)

- Understand that we are unable to answer questions concerning school policy matters that are outside the scope of this study
- We will probably be unable to provide immediate answers to detailed questions without being able to access the data
 - Answers to some of these questions we can't answer tonight may be posted to the APS web site
- The moderator will enforce these ground rules

Thank you for participating!

To correspond with the consultant team about this study via e-mail, please send your comments to:

apsdemographicstudy@blagroup.com