

## Atlanta Public Schools School Capacity/Utilization Study 2011

SRT 3 Community Meeting:  
Monday, January 30, 2012  
Maynard H. Jackson High School

**\*NOTE:** This presentation contains added explanatory notes and minor technical corrections to the original version that was presented on 1/30/2012.

## Tonight's Agenda

- Consultant Presentation – 19 slides including maps
  - Overview of Revised Options A and B
    - Key elements of and differences between the Options
    - How Options address capacity issues impacting SRT 3
- Public Input Period
  - 90 minutes to receive and record public comment/questions
  - A written comment process will also be used - similar to the first round of meetings
- Consultants will remain after the public comment period to answer questions at the display maps

**Phase I**: Data Collection/Modeling



**Phase II**: Alternatives Analysis



**Phase III**: Implementation Strategies



**Submit Report**: to the Superintendent and brief the School Board on findings



**Post Completion**: Superintendent considers findings & makes recommendations to the School Board

Tonight presents the results of vetting the initial alternatives and offers 2 draft implementation Options to present to the Superintendent of Schools.

Public process continues after submission of our report.



## Remaining Study Process

- Combine, analyze & report input from tonight's session & written comments - along with public input gathered in the prior phases
- We will consider that input to possibly refine the two implementation Options ...
  - No major changes will be made prior to submitting the report
- Calculate/report the financial impacts of the 2 Options
- Assemble all findings and prepare a draft report
  - Test any additional concepts, refinements or analysis Superintendent Davis may request before he makes his recommendations to the School Board
- APS undertakes its Public Process

## Key SRT 3 Challenges

- Solve existing overcrowding at some schools
- Fit a forecasted peak enrollment growth of 1,015 additional elementary, 760 middle and 219 high school students over current attendance levels
  - Provide long-term relief to Inman MS and Grady HS
  - Address current/forecasted overcrowding at some elementary schools
  - Simultaneously address additional overcrowding in schools located to the immediate North in SRT 4
  - Full impact of this “bubble” will take a decade to absorb
- Attendance zones with projected long-term under-enrolled schools also need to be addressed

## Specific School Impacts

### If no action is taken...

- Some schools will not be able to accommodate forecasted enrollment peaks at various points during the forecast
- Other schools are currently under-enrolled and are forecast to remain well under capacity for at least another decade.
- Partial list of SRT 3 schools with projected enrollment growth
  - Nearly 1,200 student increase for the following schools alone

Sample of schools with significant projected enrollment growth	Current 2011-12 Enrollment	Peak Forecast Enrollment	Peak Enrollment Change
<b>SRT 3</b>			
Inman MS	866	1,215	349
Springdale Park	544	756	212
Mary Lin	590	780	190
Grady HS	1,468	1,620	152
Ed Toomer	272	373	101
Burgess-Peterson	322	399	77
Hill-Hope	310	373	63
Coan MS	307	345	38

## Input reflected in the Revised Options

- More than 8,200 comments and 800 e-mails were received and reviewed
  - A synopsis of comments is posted on the APS web site
- Comments overwhelmingly opposed change and favored the status quo for the respondents' own schools and neighborhoods
- Key data was reviewed, checked and updated
  - Existing school capacity estimates
  - New capacity that could be confirmed as being feasible
  - **\*Other** capacity additions are still being evaluated by APS
- New/expanded “guiding principles” applied

## Options Analysis Guidelines

- Superintendent Davis developed 21 guidelines
- It is impossible to follow all 21 guidelines in all zones
- Some of the more important new guidance received:
  - Keep feeder concept intact
  - Minimize disruption to IB/magnet programs
  - Minimize impacts on areas recently redistricted
  - Allow overcrowding in some schools IF temporary
- New/added guidelines defined the range of viable options to address SRT 3 enrollment challenges

## School Additions/Closures Impacting SRT 3

### Option A

- New NAHS with 2,400 seats
- Existing NAHS becomes a new middle school with 1,600+ seats
- E Rivers rebuilt for 648 seats
- Mary Lin ES expanded - 176 seats
- Build a new ES **east** of I-75 when/if capacity is needed (est. 2015 or 16)
- Build a new MS **east** of I-75 when/if capacity is needed (est. 2016 or 17)
- No Grade Centers
- East Lake consolidated w/Toomer
- Whitefoord consolidated w/Burgess Peterson
- Hope and Cook consolidated into 1 building (to be determined)

### Option B

- New NAHS with 2,400 seats
- Existing NAHS becomes a new middle school with 1,600+ seats
- E Rivers rebuilt for 648 seats
- Mary Lin ES not expanded
- Build a new ES **west** of I-75 when/if capacity is needed (est. 2015 or 16)
- No new MS planned
- Lin/Toomer Grade Center
- East Lake consolidated w Burgess-Peterson
- Whitefoord remains open
- Hope and Cook consolidated into 1 building (to be determined)

## Additional Factors Impacting Options

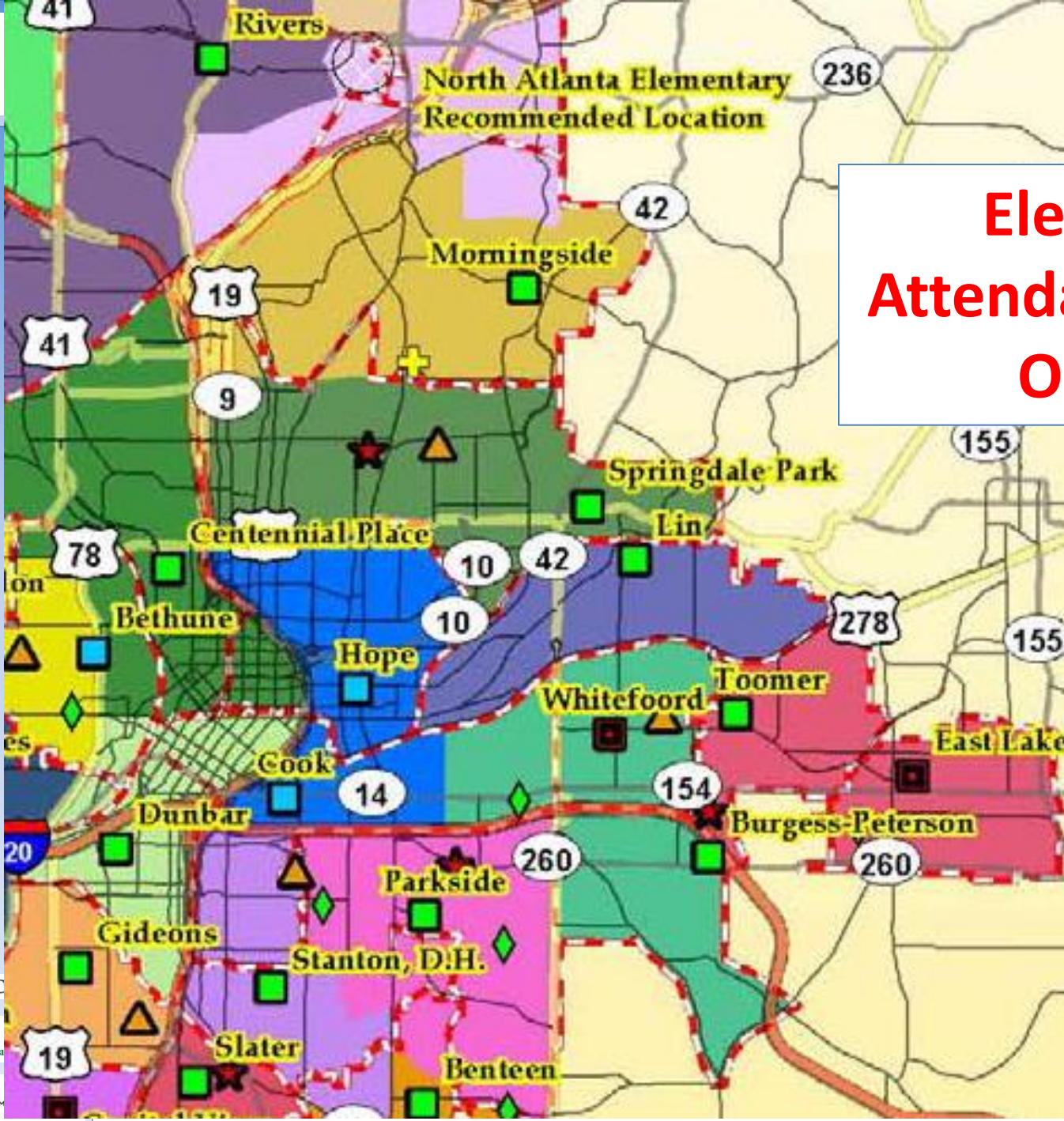
- Attendance zone changes dependent on construction of additional capacity would not be implemented until that capacity is brought on line
- Other potential added capacity not included in Option A or B could be considered in the next phase
  - Other capacity additions are being evaluated by APS but have not yet been verified for feasibility
- Locations for new schools will be dependent on site availability – selection of Option A or B will be determined by real estate factors to be evaluated
- Some components of A and B are interchangeable

## Notes to Attendance Zone Maps

School closings identified on the following maps are possible, based solely on projected enrollment changes and available space at nearby schools to receive the affected students. **NO** judgments have been made concerning the academic performance of any school or other policy factors which are outside the scope of this demographic study.

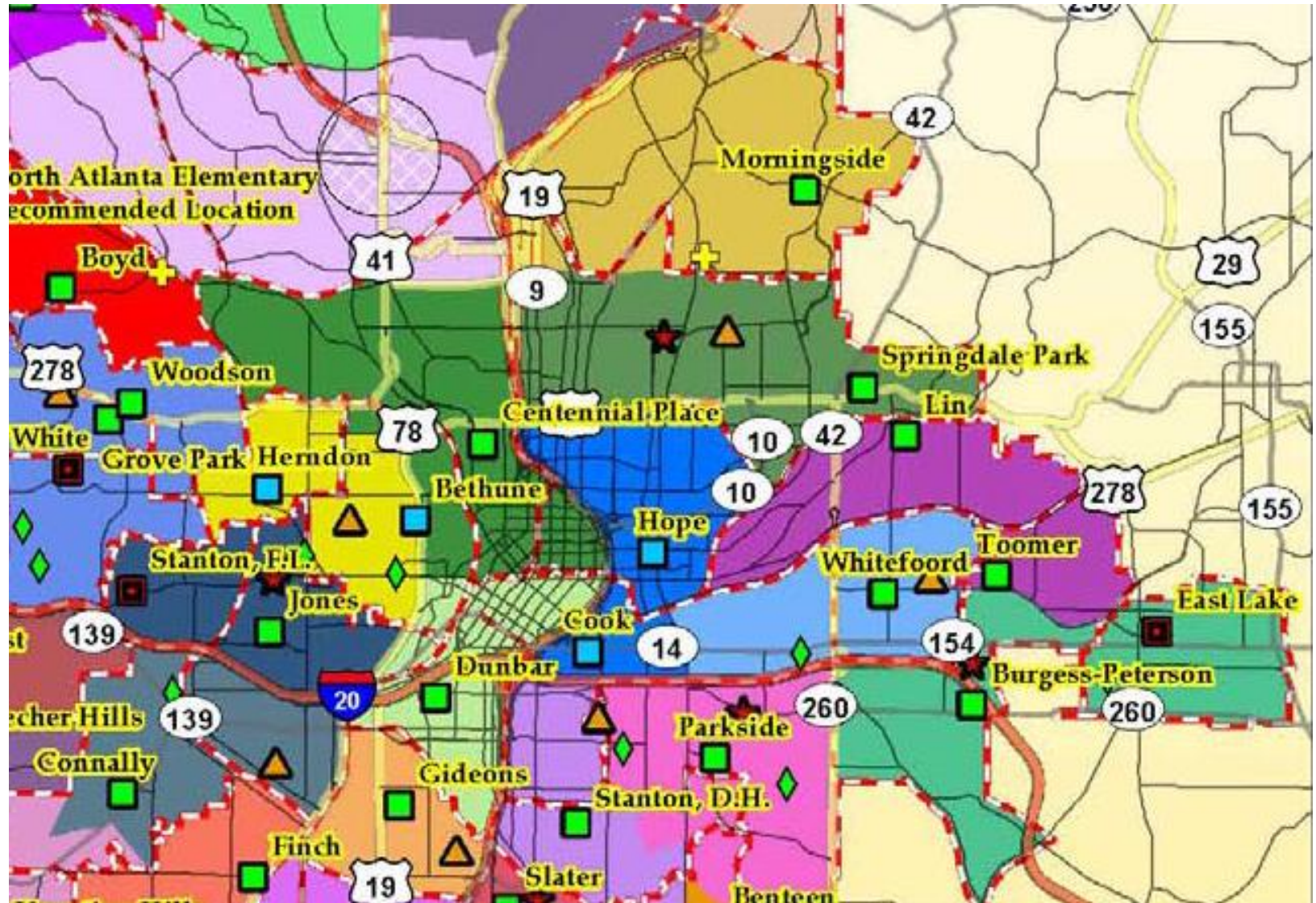
Some proposed changes to SRT 3 attendance zones shown in Options A and B are contingent upon new school construction. In such cases, **NO** changes to any existing zone boundaries occur until the added capacity comes on line. Illustrated attendance zones for new schools are conceptual. It is assumed that zone boundaries would be finalized **AFTER** decisions are made concerning the actual location and design capacity of the new facilities.

**Elementary  
Attendance Zones –  
Option A**



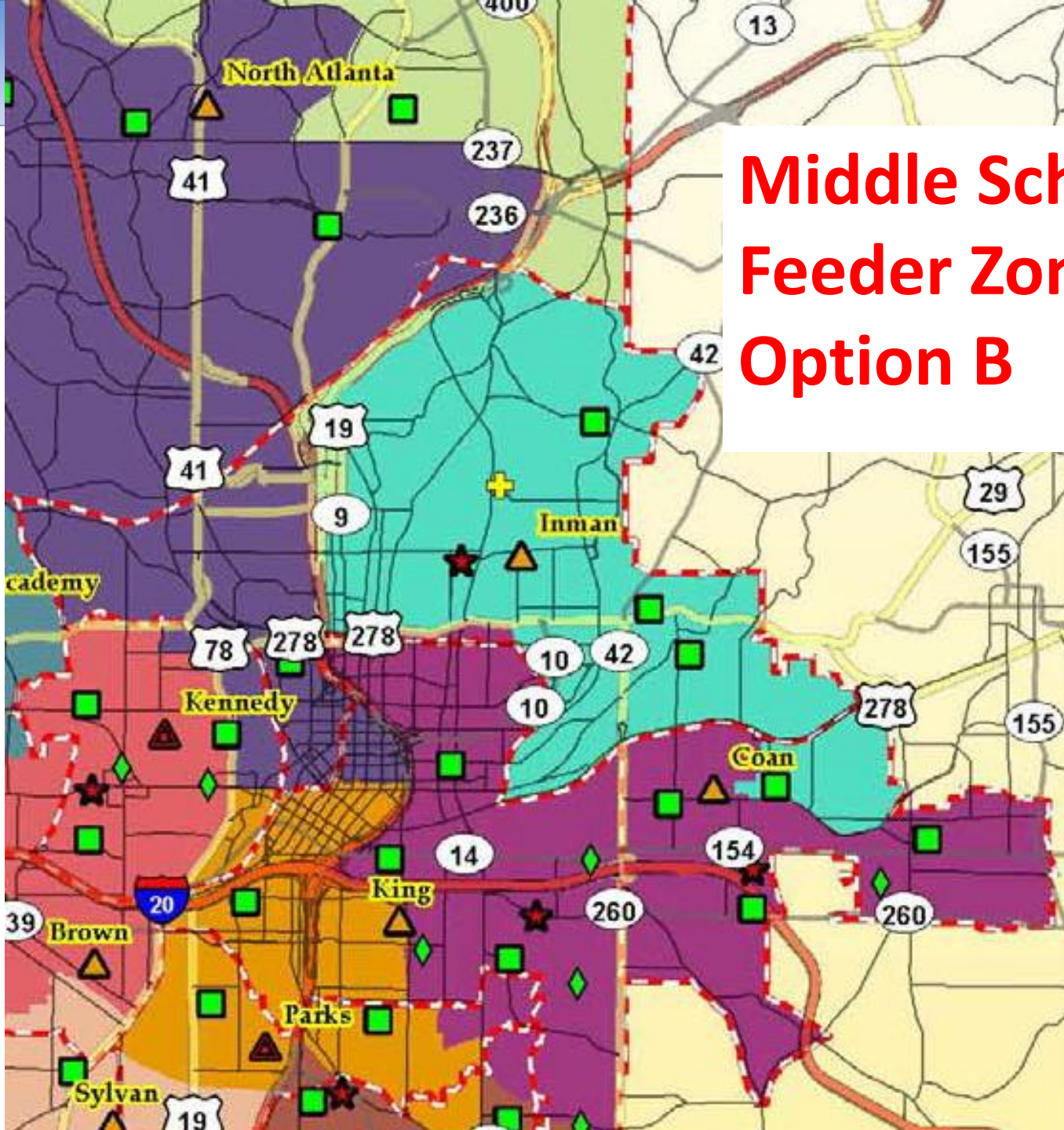
## Elementary Attendance Zones – Option B

Options Maps

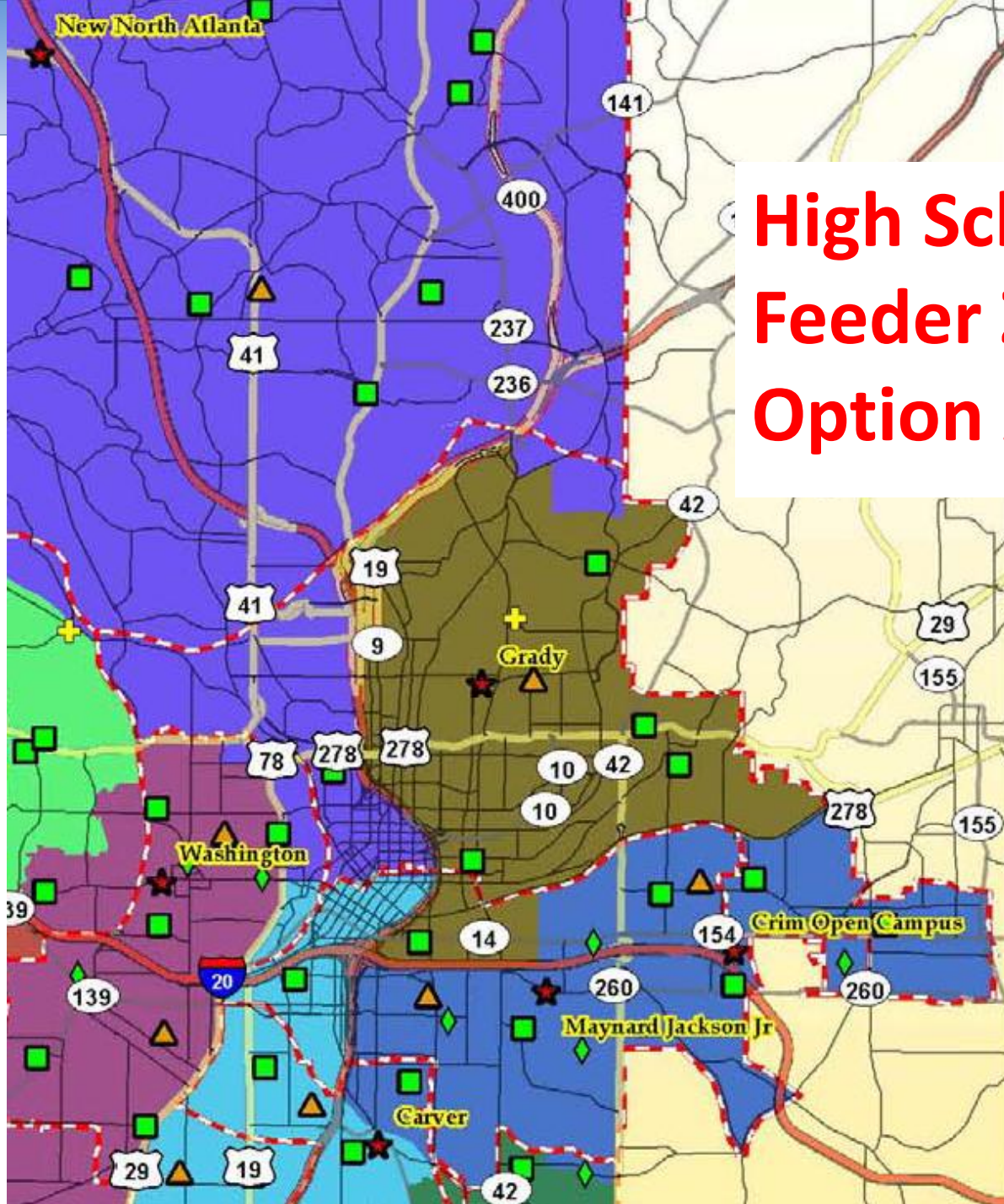




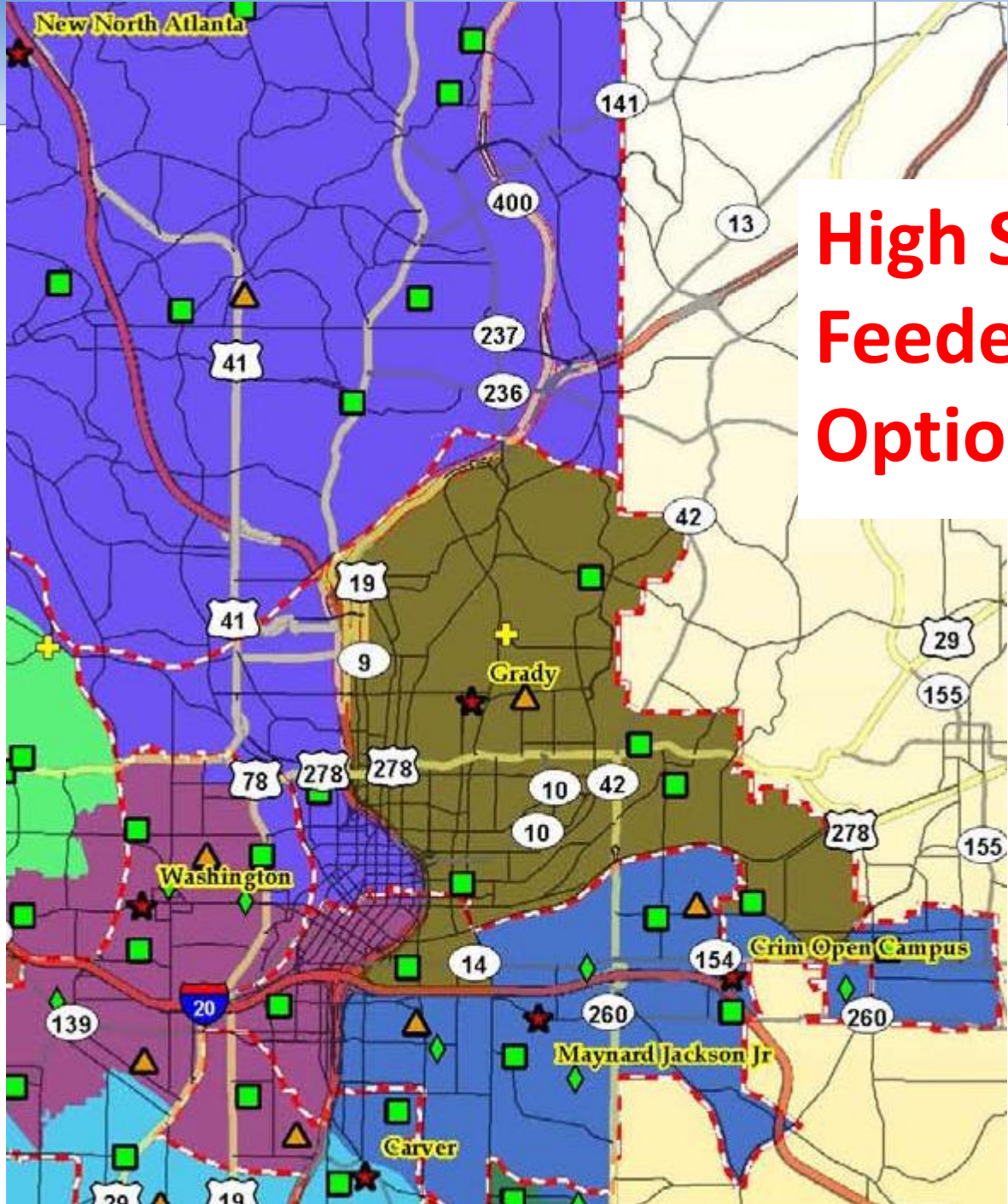
# Middle School Feeder Zones – Option B



# High School Feeder Zones – Option A



# High School Feeder Zones – Option B



## Study Process Moving Forward

- Copies of the updated maps, memos and the on-line version of the comment form are posted on the APS website
- A copy of this presentation will be posted early next week
- Three ways to record your feedback and comments
  - Fill out and turn in the form tonight
  - Return to your school for collection or mail it to the address on the form by the indicated deadline
  - Fill out the on line version
- Your comments will assist Superintendent Davis when evaluating these Options

## Tonight's Ground Rules

- Please identify yourself and the schools you are addressing
- We are here to record your comments and try to answer questions – NOT engage in a debate or defend our findings
  - You will be limited 2 minutes, PLEASE
- Try to ask questions or make comments that are of interest to the general audience - not your individual circumstance
  - We will be happy to answer specific questions at the maps after the formal meeting
- PLEASE don't repeat statements that have been made previously – comment forms are for that purpose
- Give people from all parts of the SRT a chance to speak.

## Ground Rules (Continued)

- Understand that we are unable to answer questions concerning school policy matters that are outside the scope of this study
- We will probably be unable to provide immediate answers to detailed questions without being able to access the data
  - Answers to some of these questions we can't answer tonight may be posted to the APS web site
- The moderator will enforce these ground rules

# Thank you for participating!

To correspond with the consultant team about this study via e-mail, please send your comments to:

[apsdemographicstudy@blagroup.com](mailto:apsdemographicstudy@blagroup.com)